

New Zealand outcomes:
a national perspective

Te Pou
o Te Whakaaro Nui

Mark Smith: Clinical lead, Te Pou

Overview of presentation

- ❖ Brief background to NZ collection of outcomes
- ❖ A national problem
- ❖ Potential solutions: PRIMHD + national training model
- ❖ Linking collection with use
- ❖ PRIMHD standard outcome reports
- ❖ National data
- ❖ Australasian mental health outcomes conference - AMHOC 2010 (NZ is the host this year)

Brief Background

- ❖ MHINC (mental health information national collection)
- ❖ MH-SMART (mental health standard measures of assessment and recovery initiative)
- ❖ CAOS (classification and outcomes study)
- ❖ PRIMHD (programme for the integration of mental health data)

Brief background

- ❖ Presently mandated outcome collection in NZ:-
 - ◆ HoNOS
 - ◆ HoNOSCA
 - ◆ HoNOS 65+
- ❖ Soon to be mandated measures:
 - ◆ HoNOS LD
 - ◆ HoNOS secure

A national problem

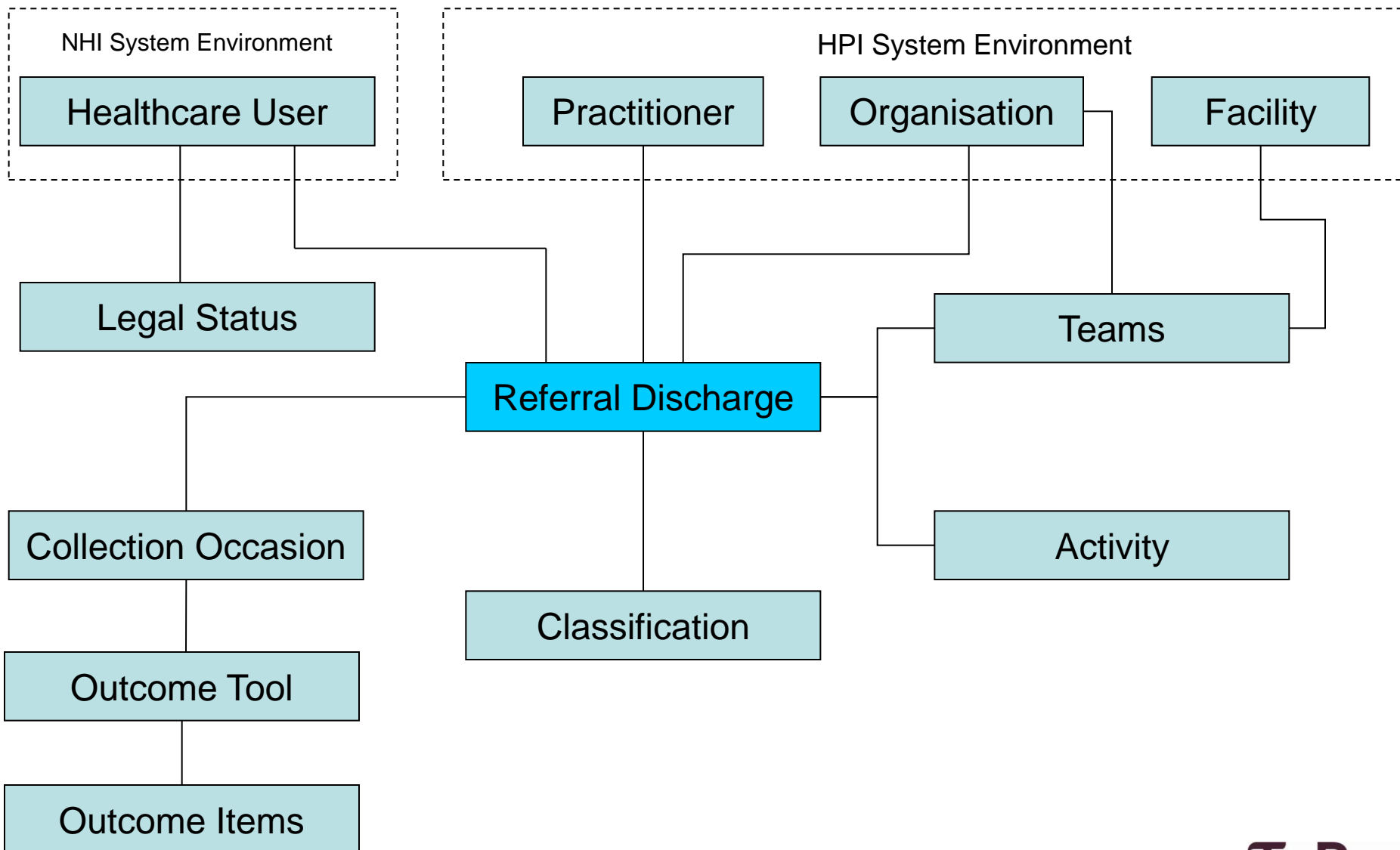
Problem statement:

- ❖ The problem of how to develop an outcomes culture in NZ's mental health services by having good outcome collections and use?

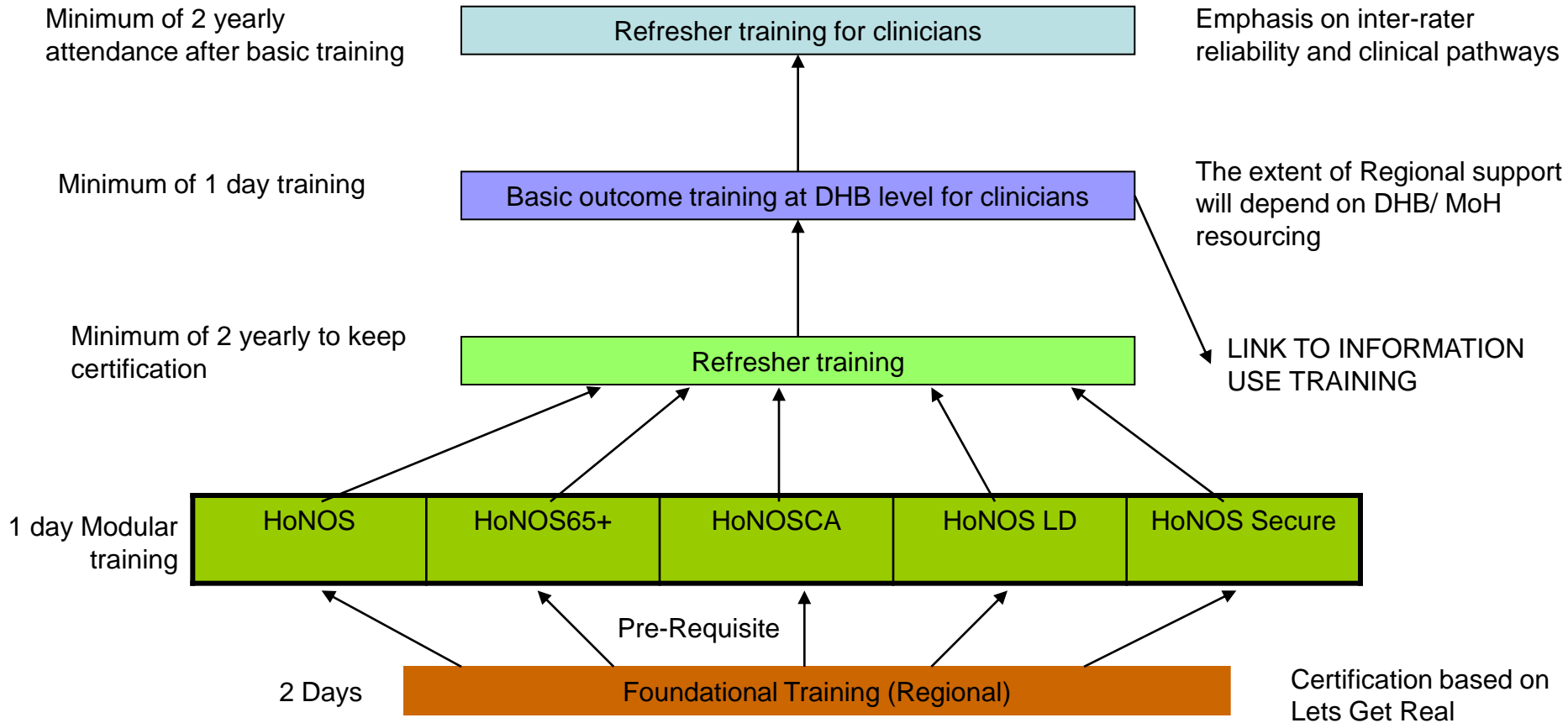
Potential solutions: PRIMHD + Training

- ❖ PRIMHD = a combination of activity data and outcome data
- ❖ Reportable at national, district health board level and team level
- ❖ Development of a clear national training framework

PRIMHD logic model



Outcome training model



Content

- Key messages
- Outcomes & recovery
- Engagement
- Feedback
- Inter-rater reliability
- Training skills
- Training resources

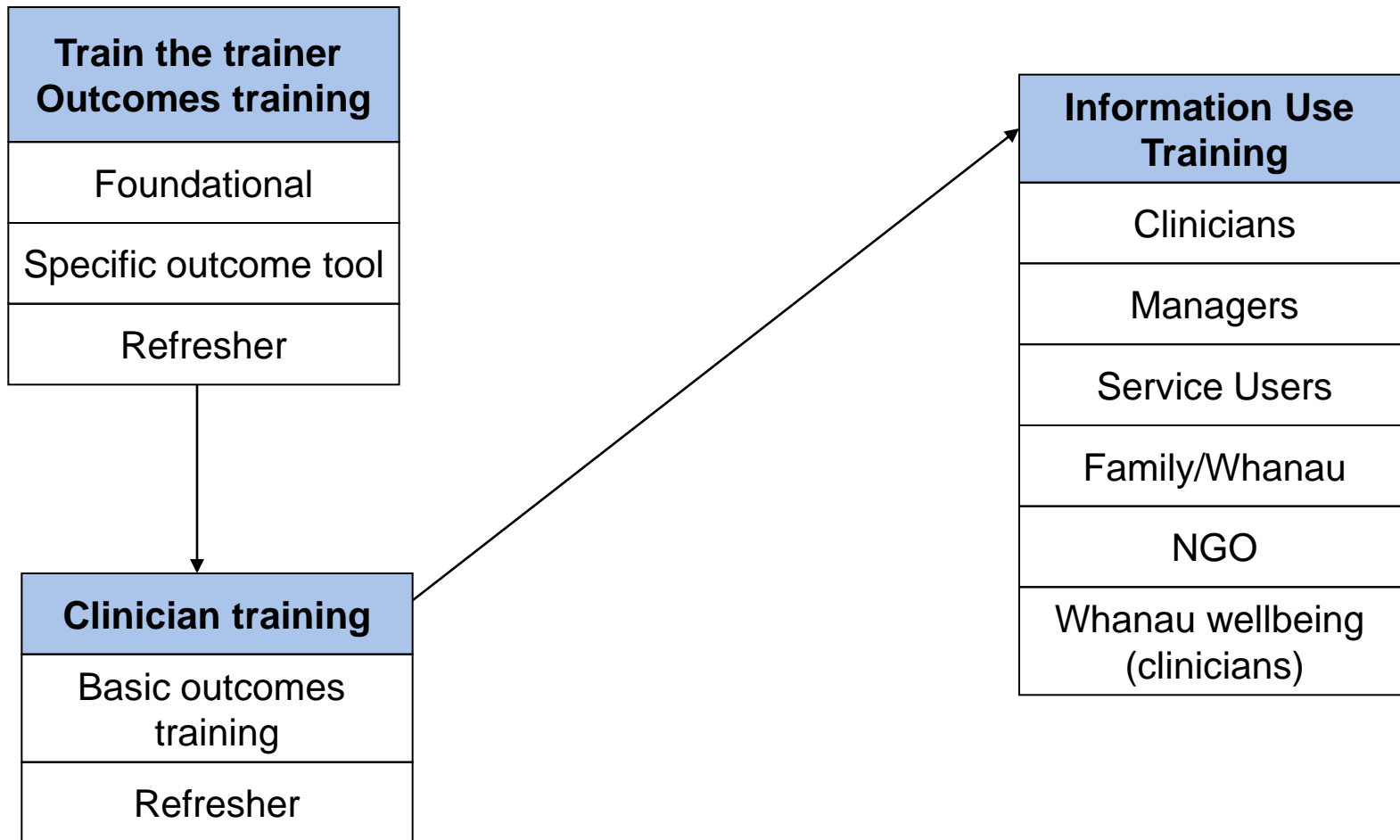
Trainer pre-requisite

- Clinician familiar with outcome measure
- Minimum of 1 year using the measure

7 Real Skills

- Working with service users
- Working with Maori
- Working with Families
- Working with communities
- Challenging stigma/discrimination
- Law, policy and practice
- **Professional and personal development**

Collection to use



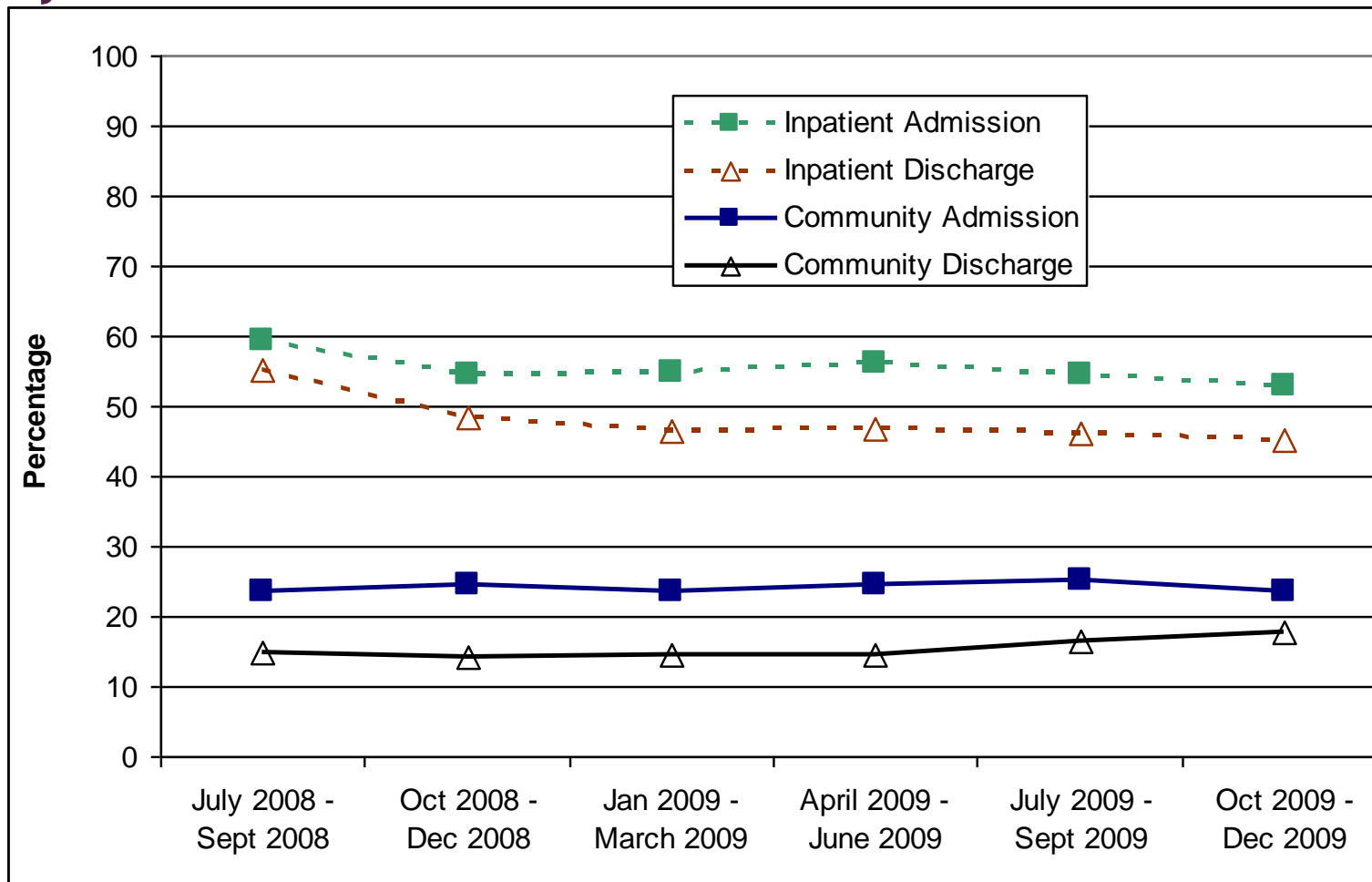
Standard PRIMHD outcomes reports

- ❖ The national PRIMHD outcomes reports are:
 - 1. PRIMHD Outcomes Compliance
 - 2. PRIMHD Outcomes Valid Collections
 - 3. PRIMHD Outcomes Item Valid Collections
 - 4. PRIMHD Outcomes Total Score Report
 - 5. Outcomes Number of Clinically Significant Items Report
 - 6. PRIMHD Outcomes Sub-score Clinically Significant Report
 - 7. PRIMHD Outcomes Clinically Significant Items Report
 - 8. PRIMHD Outcomes Index of Severity Report

National NZ outcomes data

- ❖ Based on the 8 standard reports at national level

Compliance percentages of admission¹ and discharge² outcomes collections by setting in respective periods, all Compliant DHB, July 08 - December 09



- (1) Out of admissions with a referral start date in the reporting period (where there is at least one activity associated with that referral) for clients where no other open referral in the same team setting at the same organisation exist at the same time.
- (2) Out of discharges with a referral end code (other than RI or RO) during the reporting period, for clients where no other open referrals in the same team setting exist.

The validity of HoNOS collection, by Reason for Collection and Setting, all compliant DHBs, July 2008 - June 2009

Reason for Collection	Inpatient				Community			
	Valid	Invalid	Total	% Valid	Valid	Invalid	Total	% Valid
ASSESSMENT ONLY	0	0	0	0.0	4,602	161	4,763	96.6
ADM - new referral	2,150	79	2,229	96.5	6,957	189	7,146	97.4
ADM - other treatment setting	2,320	49	2,369	97.9	2,021	68	2,089	96.7
ADM - other	589	26	615	95.8	809	38	847	95.5
ADMISSION TOTAL	5,059	154	5,213	97.0	9,787	295	10,082	97.1
REV - 3 month review	1,108	14	1,122	98.8	23,653	375	24,028	98.4
REV - other	228	3	231	98.7	2,461	70	2,531	97.2
REVIEW TOTAL	1,336	17	1,353	98.7	26,114	445	26,559	98.3
DCH - no further care	515	8	523	98.5	4,009	417	4,426	90.6
DCH - other treatment setting	3,372	70	3,442	98.0	2,315	359	2,674	86.6
DCH - lost to care	43	6	49	87.8	184	182	366	50.3
DCH - died	2	0	2	100.0	21	3	24	87.5
DCH - brief episode of care	76	3	79	96.2	277	29	306	90.5
DCH - other	270	2	272	99.3	446	70	516	86.4
DISCHARGE TOTAL	4,278	89	4,367	98.0	7,252	1,060	8,312	87.2
TOTAL	10,673	260	10,933	97.6	47,755	1,961	49,716	96.1

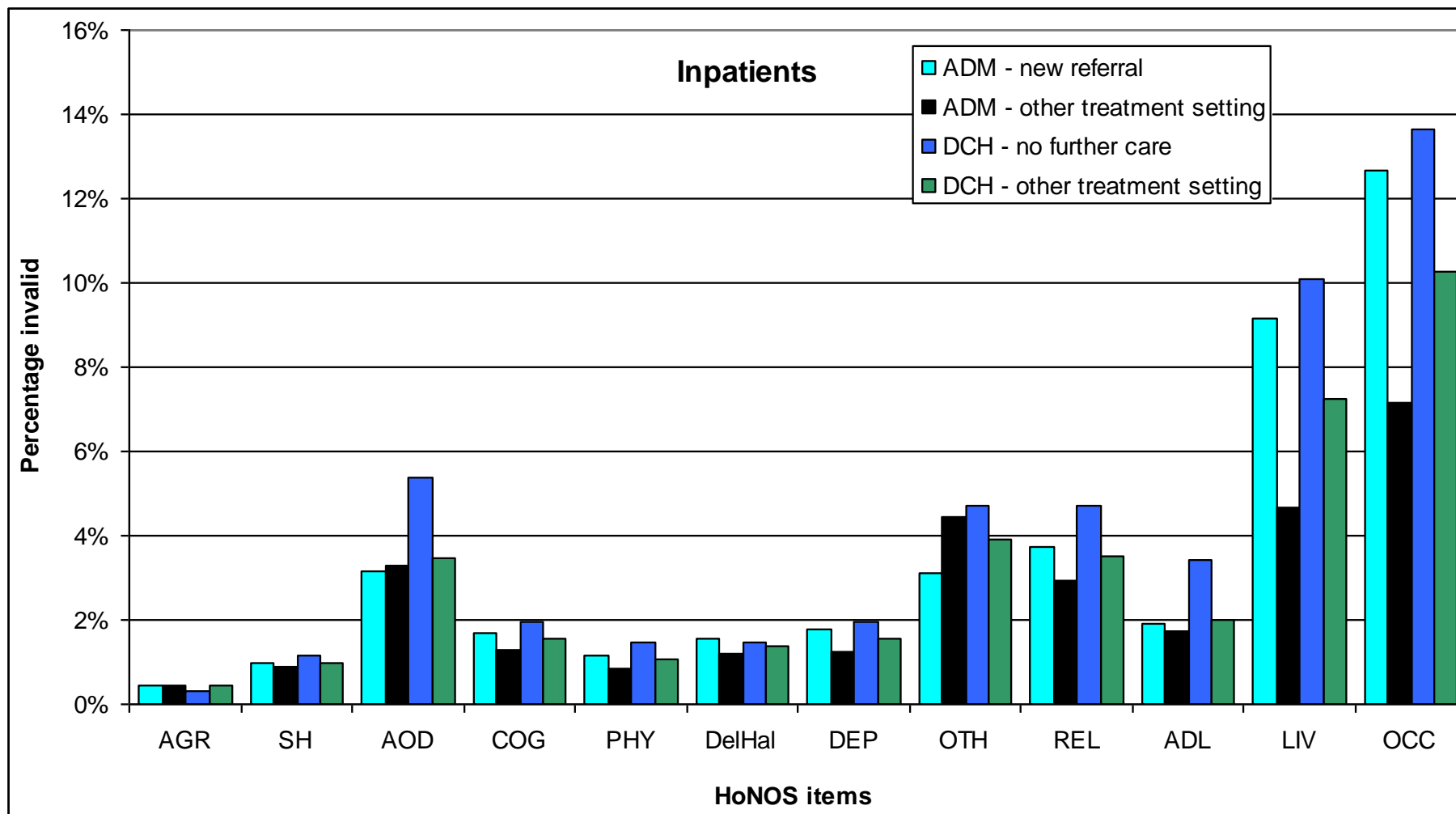
Valid – Two or less “7” or “9” outcome item values.

Note 1: There are currently no validity targets for PRIMHD.

sc Note 2: Validity is based on the HoNOS 12 items.

Source: Tables from Ministry of Health – 4 February 2010, formatted by Te Pou.

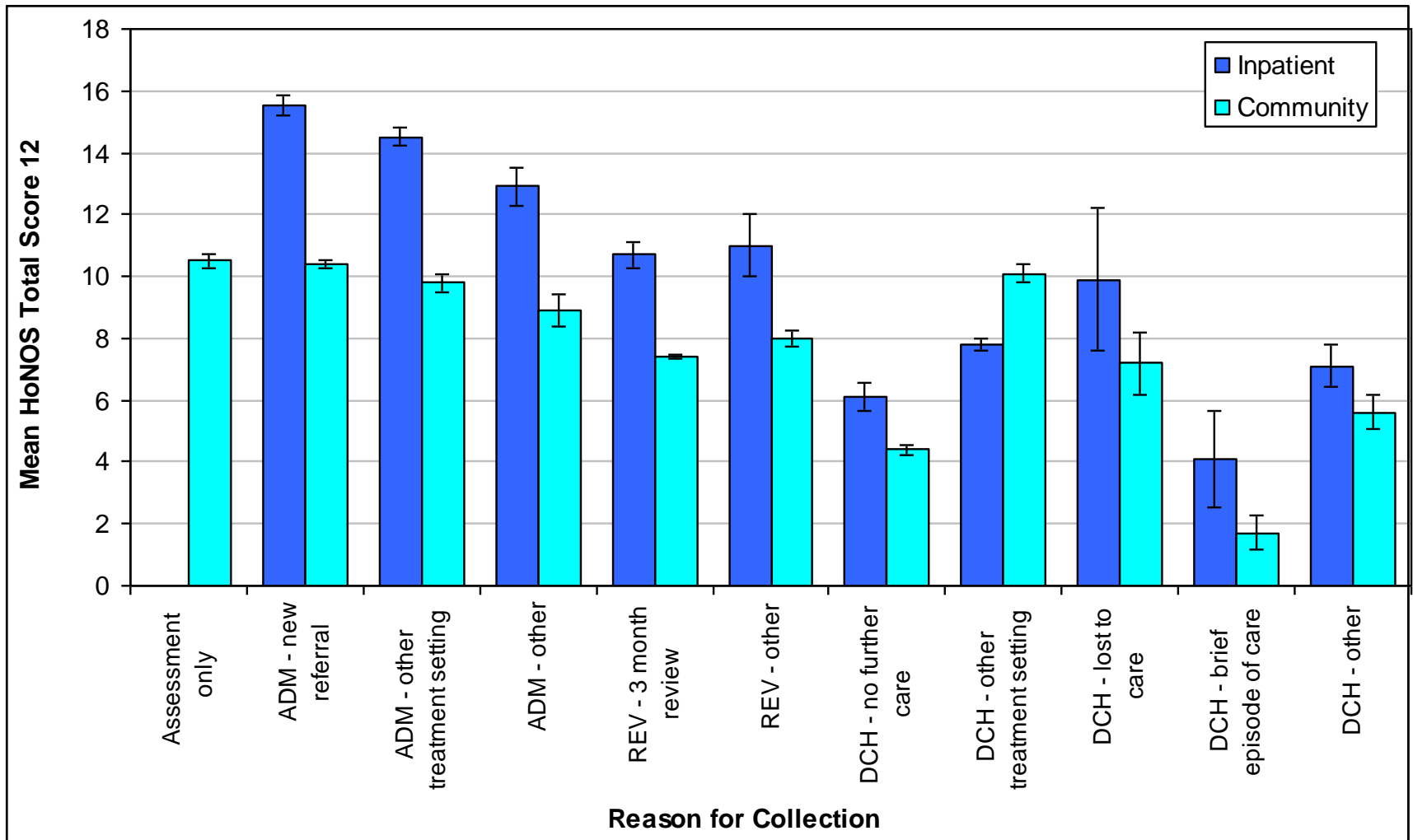
Percentage of Items with missing Data by Selected Reason for Collection, Inpatient HoNOS, all compliant DHBs, July 2008 - June 2009



(1) Items with a score of 7 or 9.

Source: Tables from Ministry of Health – 4 February 2010, formatted by Te Pou.

HoNOS Total Score for 12, by Reason for Collection and Setting, all compliant DHBs, July 2008 - June 2009

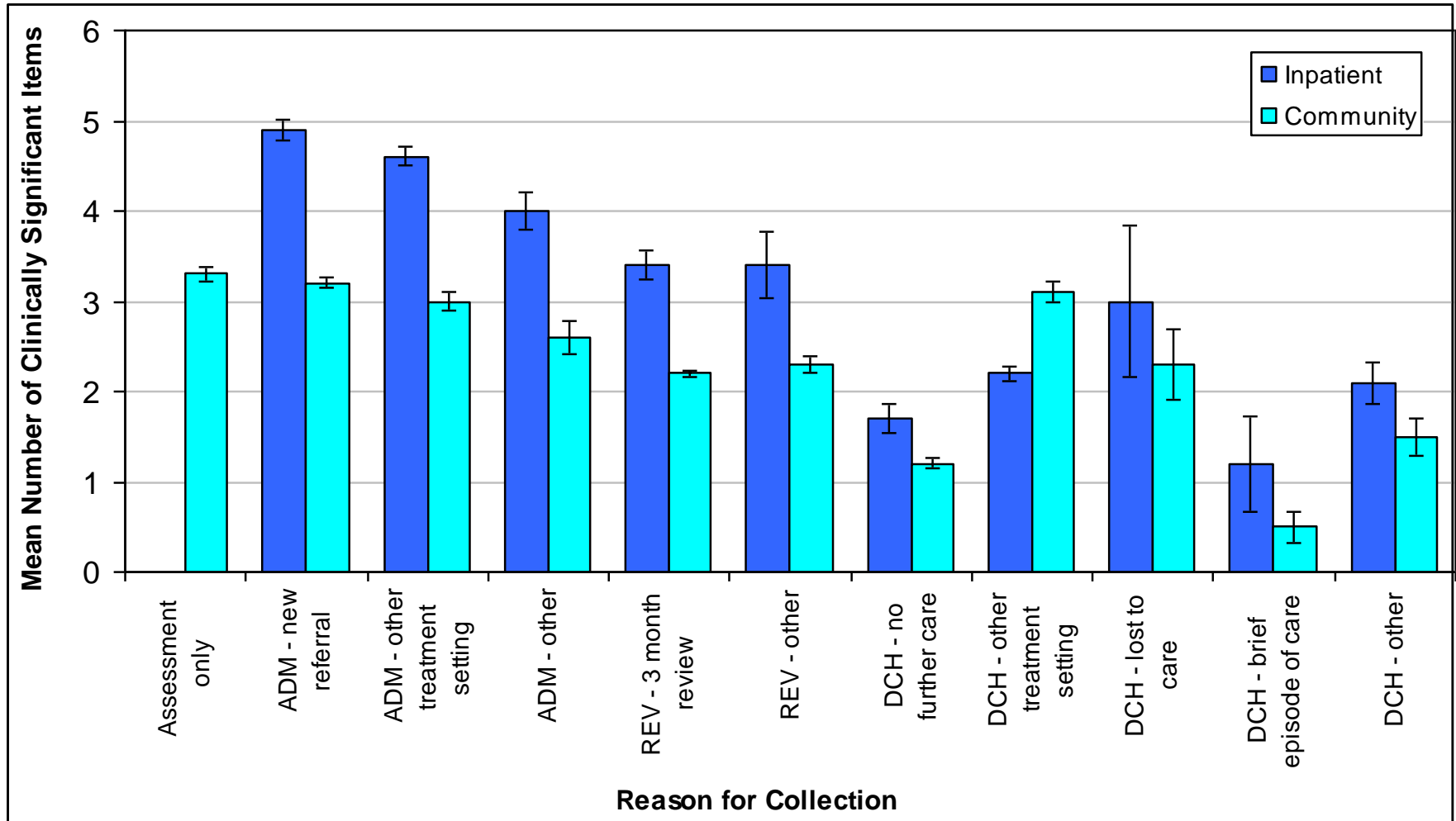


Note 1: This report is not casemix adjusted.

sc Note 2: When there is under 30 observations the data is excluded from the graph.

Source: Tables from Ministry of Health – 4 February 2010, formatted by Te Pou.

HoNOS Number of Clinically Significant Items for 12 items, by Reason for Collection and Setting, all compliant DHBs, July 2008 - June 2009



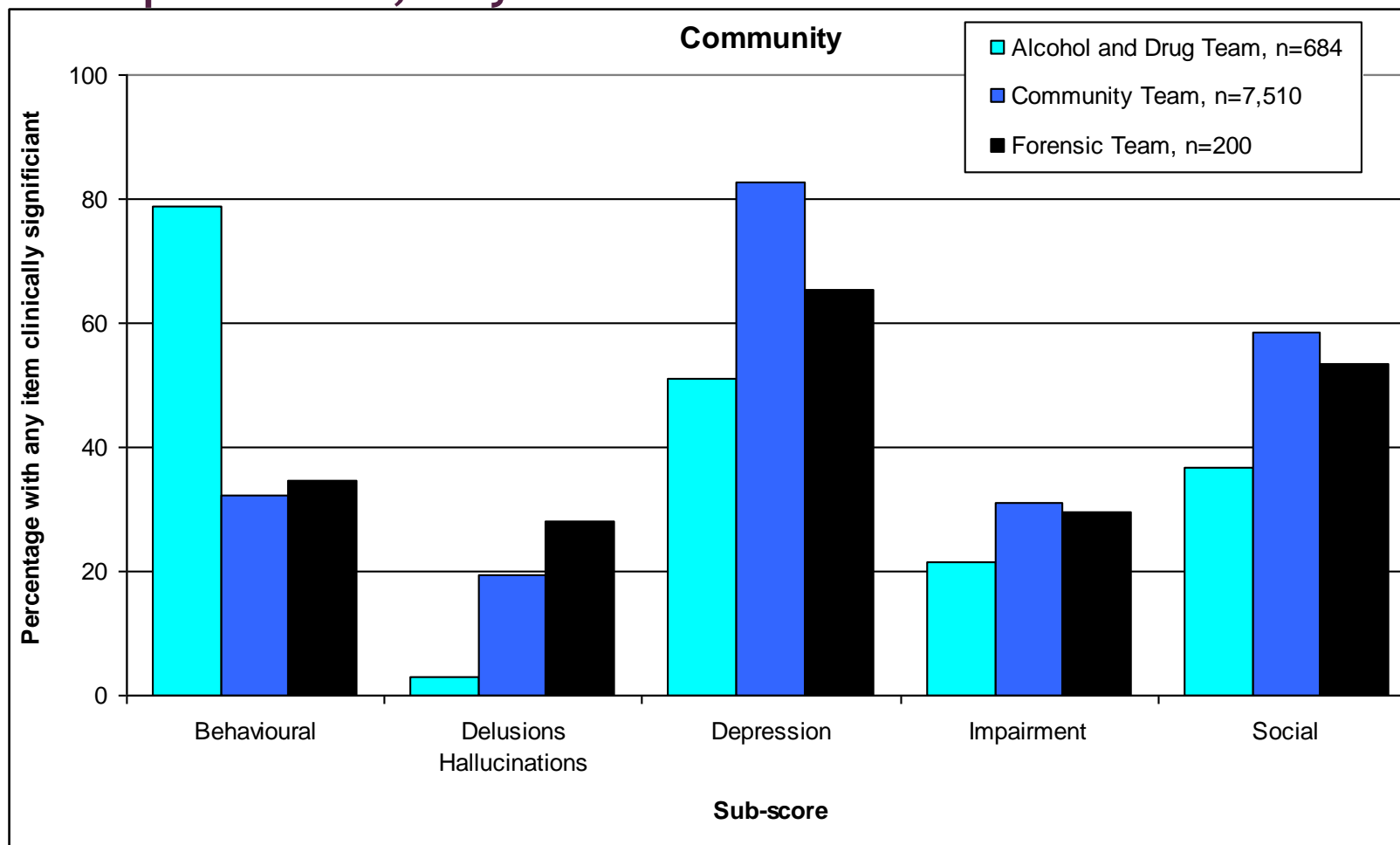
Note 1: If any item has a score of 2 or more then it is clinical significant.

Note 2: This report is not casemix adjusted.

s Note 3: When there is under 30 observations the data is excluded from the graph.

Source: Tables from Ministry of Health – 4 February 2010, formatted by Te Pou.

Percentage with any item Clinically Significant for the five sub-scores at admission, by Selected Team Type, Community HoNOS, all compliant DHBs, July 2008 - June 2009



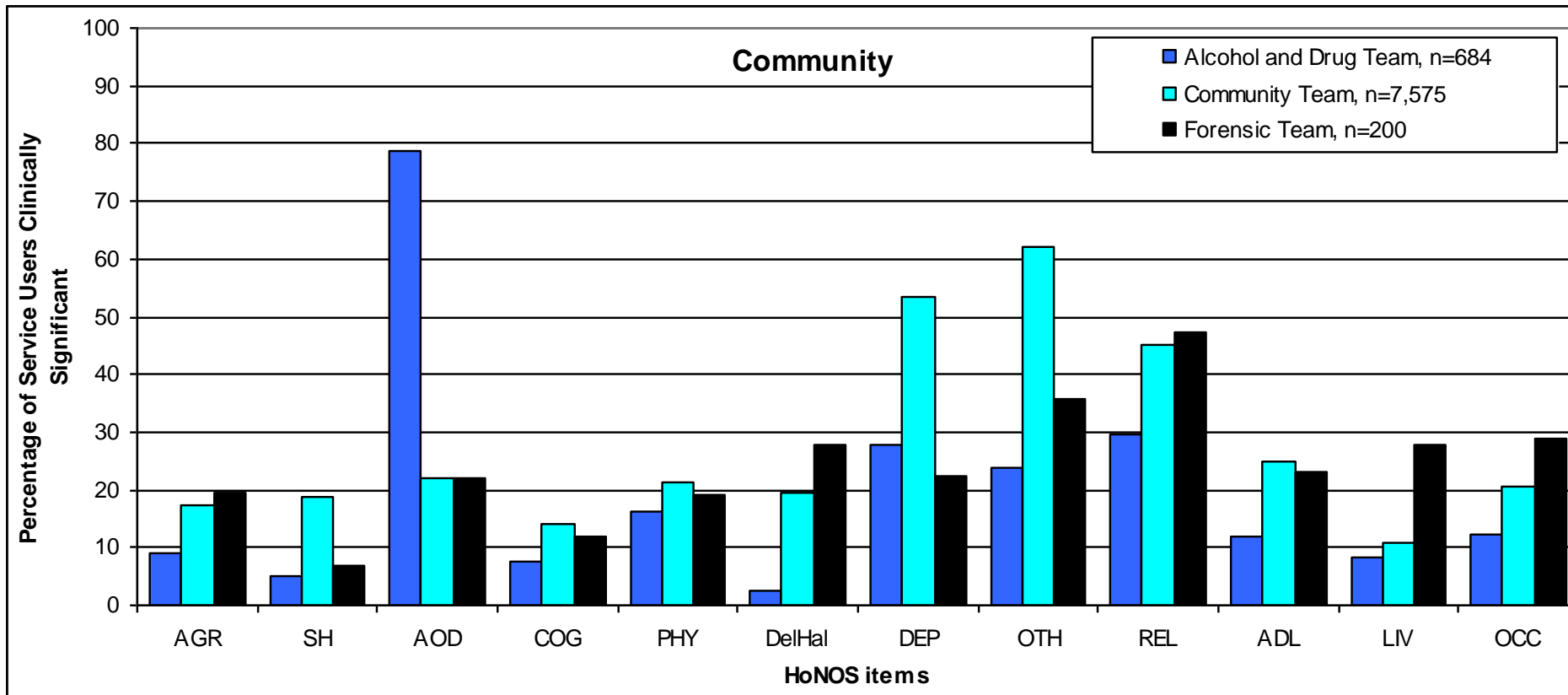
Note 1: If any item which makes up the sub-score of 2 or more then it is counted as clinical significant.

Note 2: This report takes into account those teams not currently in score for collection of outcome measures.

Note 3: This report is not casemix adjusted.

Source: Tables from Ministry of Health – 4 February 2010, formatted by Te Pou.

Percentage of Collections with a Clinically Significant Item at admission, by Selected Team Type, Community HoNOS, all compliant DHBs, July 2008 - June 2009



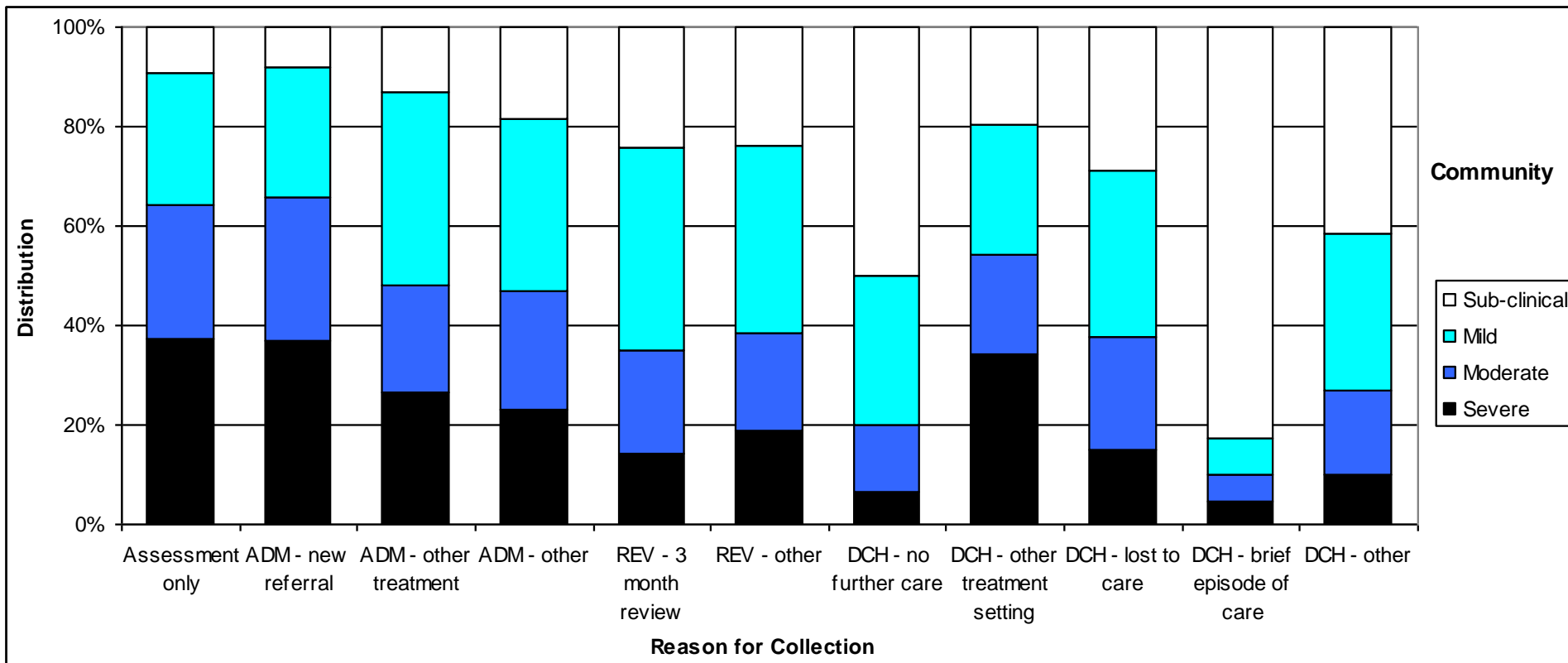
Note 1: If any item has a score of 2 or more then it is clinical significant. Service Users could have more than one collection occasion in a period.

Note 2: This report takes into account those teams not currently in score for collection of outcome measures.

Note 3: This report is not casemix adjusted.

Source: Tables from Ministry of Health – 4 February 2010, formatted by Te Pou.

Distribution of Index of Severity, by Reason for Collection, Community HoNOS, all compliant DHBs, July 2008 - June 2009



Note 1: Index of Severity Key: Sub-clinical = All items rated <2; Mild = At least one item >1, Moderate = At least one item >=3; Severe = At least two items >=3.

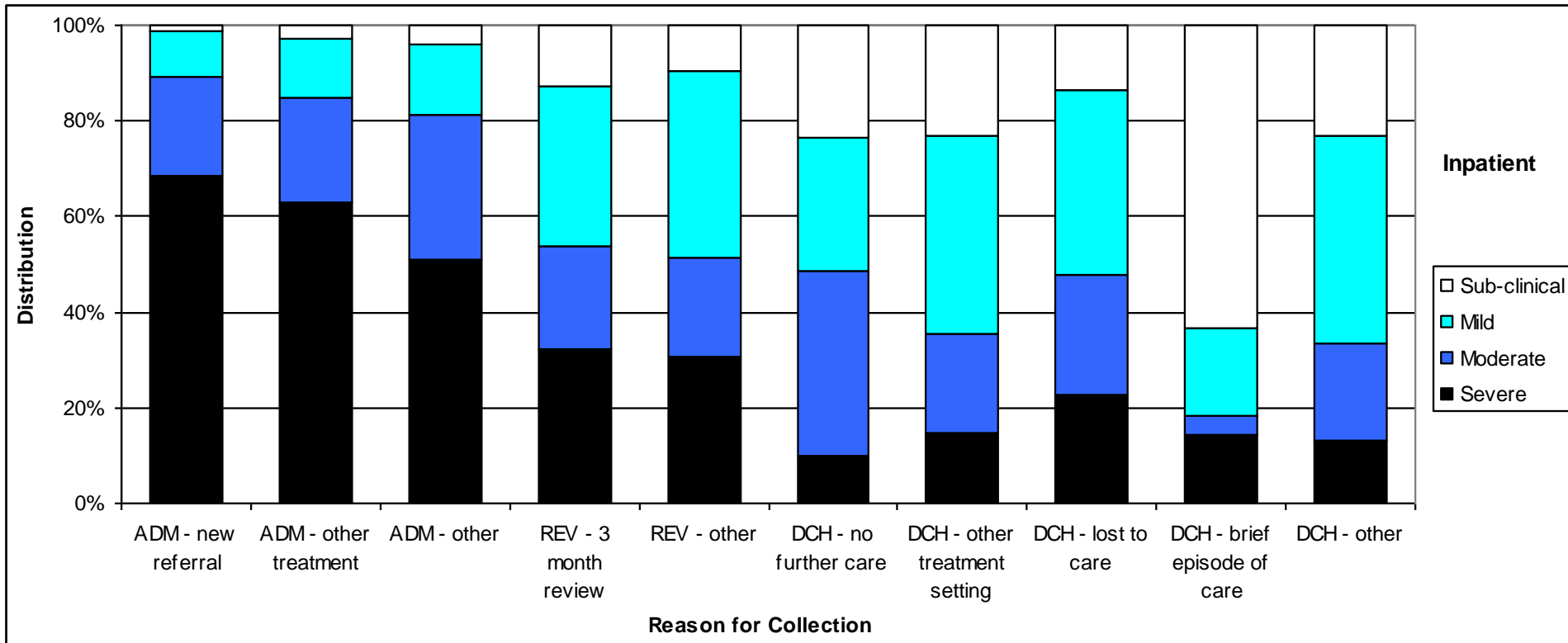
Note 2: For HoNOS/HoNOS65+, Index of Severity includes only Items 1-10.

Note 3: This report is not casemix adjusted.

Note 4: When there is under 30 observations the data is excluded from the graph.

Source: Tables from Ministry of Health – 4 February 2010, formatted by Te Pou.

Distribution of Index of Severity, by Reason for Collection, Inpatient HoNOS, all compliant DHBs, July 2008 - June 2009



Note 1: Index of Severity Key: Sub-clinical = All items rated <2; Mild = A least on item >1, Moderate = At least one item >=3; Severe = At least two items >=3.

Note 2: For HoNOS/HoNOS65+, Index of Severity includes only Items 1-10.

Note 3: This report is not casemix adjusted.

Note 4: When there is under 30 observations the data is excluded from the graph.

Source: Tables from Ministry of Health – 4 February 2010, formatted by Te Pou.

Australasian mental health outcomes conference

AMHOC 2010 Australasian Mental Health Outcomes Conference

**18-19
November
2010**

Pre-conference
workshops
17 November 2010

Rendezvous
Hotel
Auckland,
New Zealand

**You won't want to miss Australasia's 3rd
mental health outcomes conference!**

If you work in the mental health or addiction sectors, or if you are a carer, family or whānau member, or a consumer of mental health or addiction services, it's likely that you're involved in using, researching or reporting outcomes measurements to inform recovery. If not now, it's likely you will be in the future.

What to expect?

The 3rd Australasian Mental Health Outcomes Conference 2010 promises to engage your senses and feed your mind! Whether you're experienced, connected, curious or passionate, this conference will cover a spectrum of outcomes measurement-related topics from national and international perspectives:

- implementation of information: innovative approaches
- training for outcomes
- practice and outcome tools
- indigenous peoples and mental health information
- innovative use of information systems
- outcomes research
- service users and information
- reporting and information use.

Who should attend?

The conference is open to the mental health and addictions workforce (DHB, NGO and PHO), planners and funders, service users, tangata whāiora and whānau, carers, researchers, health officials, and the wider mental health and addictions sectors.

**Call for abstracts
coming soon.**

**AMHOC
2010** The 3rd Australasian Mental Health
Outcomes Conference
Mental health information: into uncharted territory

Proudly hosted by:

Te Pou
o Te Whakaaro Nui


AMHOC N

Te Pou and AMHOCN (Australasian Mental Health Outcomes and Classification Network) partner to provide this conference every two years.

Registrations open soon!

From July, visit:
www.amhoc2010.com



Outcomes Matter newsletter

- Check out the Te Pou website www.tepou.co.nz and sign up for the new Outcomes matter newsletter



[Sign up to Outcomes Matter](#)