

The Australian Mental Health Outcomes and Classification Network Forum 19th July 2005



A M H O C N

Using Routine Outcome Measurement in Child and Adolescent Services: Opportunities in Practice

“Sharing Information to Improve Outcomes”

An Australian Government funded initiative



A joint Australian, State and
Territory Government Initiative

Overview



- Staff Retraining
 - Rater Accuracy
- Using Outcome Measures in practice
 - HoNOSCA/SDQ and Reference Material in Practice

Retraining

- Staff attended a 3 hour training session
- Staff rated brief video vignettes
- 19 Staff Submitted ratings
- 3 Nurses, 6 Psychologists, 4 Social Workers and 4 Psychiatrists (2 missing)
- 90% of staff between 0-9 years of Mental Health experience

Rater Accuracy HoNOSCA



Mean Deviation Inter rater Score*	Reliability	ACT	NATIONAL (252)
MDIS \geq 2.0	Scorer outside the confidence interval = no reliable data assessment	0	0
1.5 < MDIS < 2.0	Highly doubtful conformity = poor reliable data assessment	0	0.79% (2)
1.0 < MDIS < 1.5	Doubtful conformity = moderately reliable data assessment	5.26% (1)	11.51% (29)
MDIS < 1	Reliable data assessment	31.57% (6)	21.03% (53)
MDIS < .075	Very reliable data assessment	63.15% (12)	66.67% (186)

*Bourin et al (2004)

Potential Uses of Outcome Measures



- A tool to support assessment
 - Reference information
- A tool to support dialogue between the clinician, the adolescent and the parent
 - Various forms give different perspectives
- A tool to monitor change in the presentation of consumers over time

HoNOSCA



- Broad measure of range of behavioural, symptomatic, social and impairment domains in children and adolescents
- Clinician-rated
- Section A: 13 items, 4 subscales:
 - 1-4: Behaviour
 - 5-6: Impairment
 - 7-9: Symptom
 - 10-13: Social
- Section B: 2 items:
 - 14-15: Lack of information about difficulties and services

SDQ



- Describes children/adolescents' behaviours, emotions and relationships
- For adolescents (11-17yrs), 3 versions: parent-, teacher- and youth-rated
- Core instrument contains 25 items which 'roll up' into 5 scales:
 - 3, 8, 13, 16, 24: Emotional symptoms
 - 5, 7, 12, 18, 22: Conduct problems
 - 2, 10, 15, 21, 25: Hyperactivity-inattention
 - 6, 11, 14, 19, 23: Peer problems
 - 1, 4, 9, 17, 20: Prosocial behaviour
- Plus:
 - Impact supplement
 - Cross-informant questions



	'This score is close to average - clinically significant problems in this area are unlikely'	'This score is slightly raised, which may reflect clinically significant problems'	'This score is high - there is a substantial risk of clinically significant problems in this area'
Parent			
Total Difficulties Score	0-13	14-16	17-40
Emotional Symptoms Score	0-3	4	5-10
Conduct Problem Score	0-2	3	4-10
Hyperactivity Score	0-5	6	7-10
Peer Problem Score	0-2	3	4-10
Self Completed			
Total Difficulties Score	0-15	16-19	20-40
Emotional Symptoms Score	0-5	6	7-10
Conduct Problem Score	0-3	4	5-10
Hyperactivity Score	0-5	6	7-10
Peer Problem Score	0-3	4-5	6-10
Parent and Self Completed			
	'This score is close to average - clinically significant problems in this area are unlikely'	'This score is slightly low, which may reflect clinically significant problems'	'This score is low - there is a substantial risk of clinically significant problems in this area'
Prosocial Behaviour Score	6-10	5	0-4

Normative SDQ data are available from the website <http://www.sdqinfo.com/b8.html>



Australian Mental Health Outcomes and Classification Network

'Sharing Information to Improve Outcomes'

An Australian Government funded initiative

**Adult
National Outcomes & Casemix Collection
Standard Reports**

1st Edition, Version 1.1

May 2005



**A Joint Australian, State and
Territory Government Initiative**



On Assessment

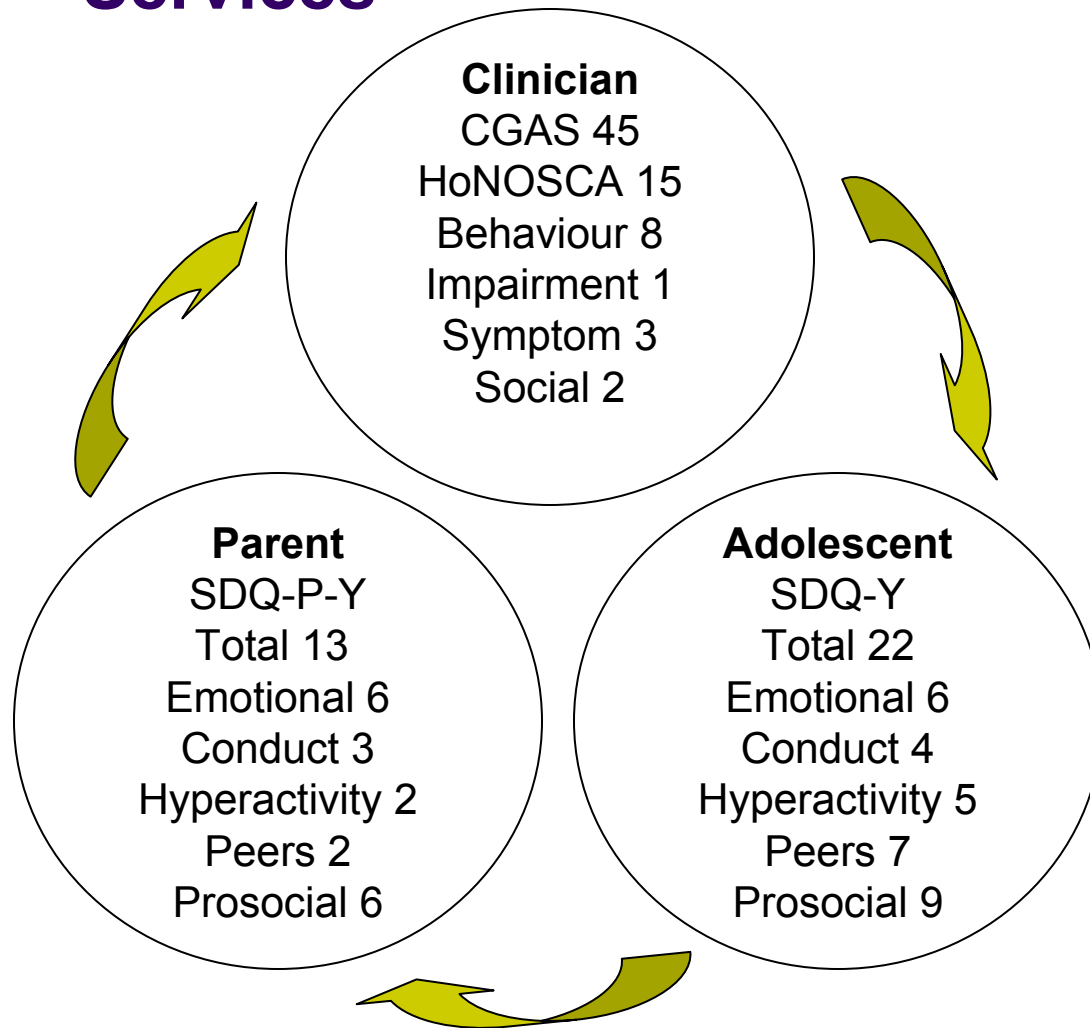


AMHOCN



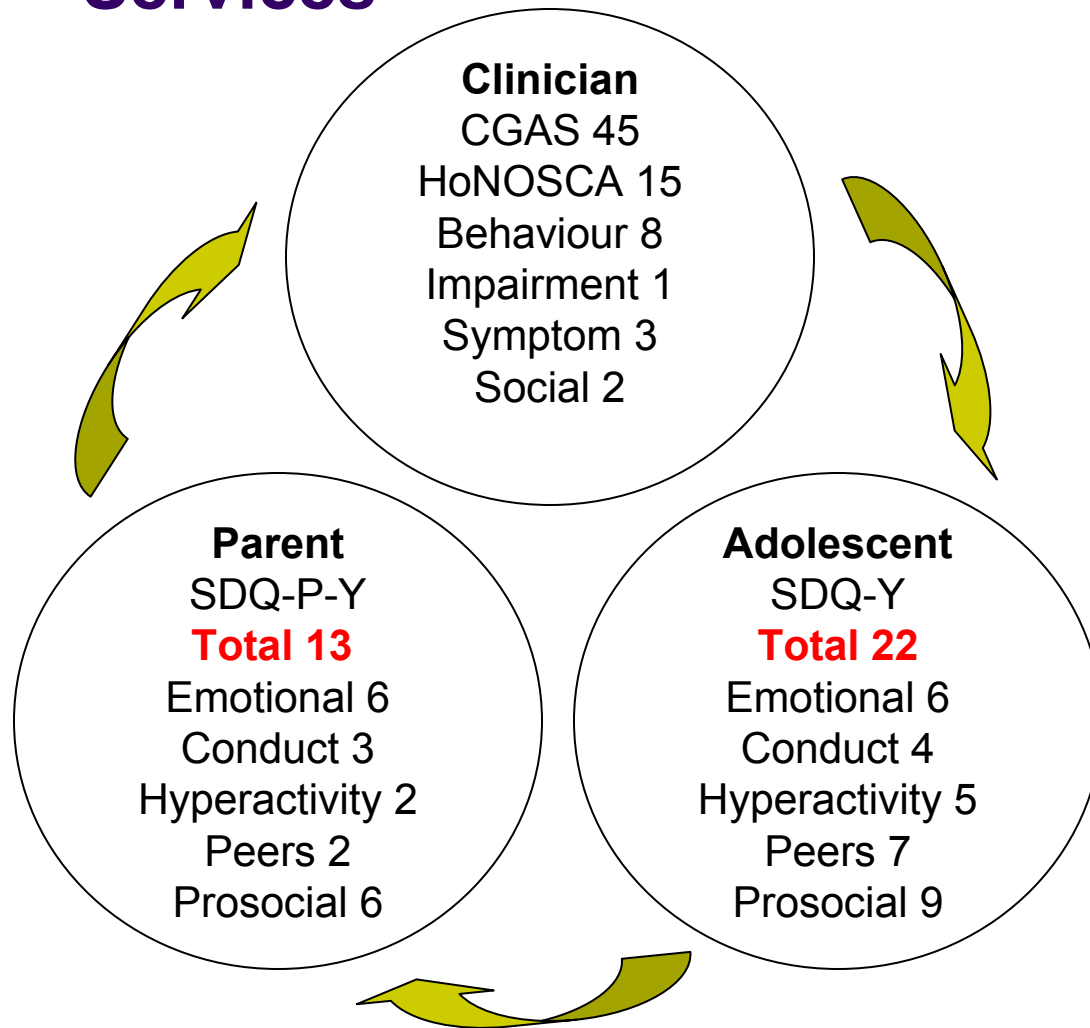
A joint Australian, State and
Territory Government Initiative

Admission: 13 year old consumer to Ambulatory Services

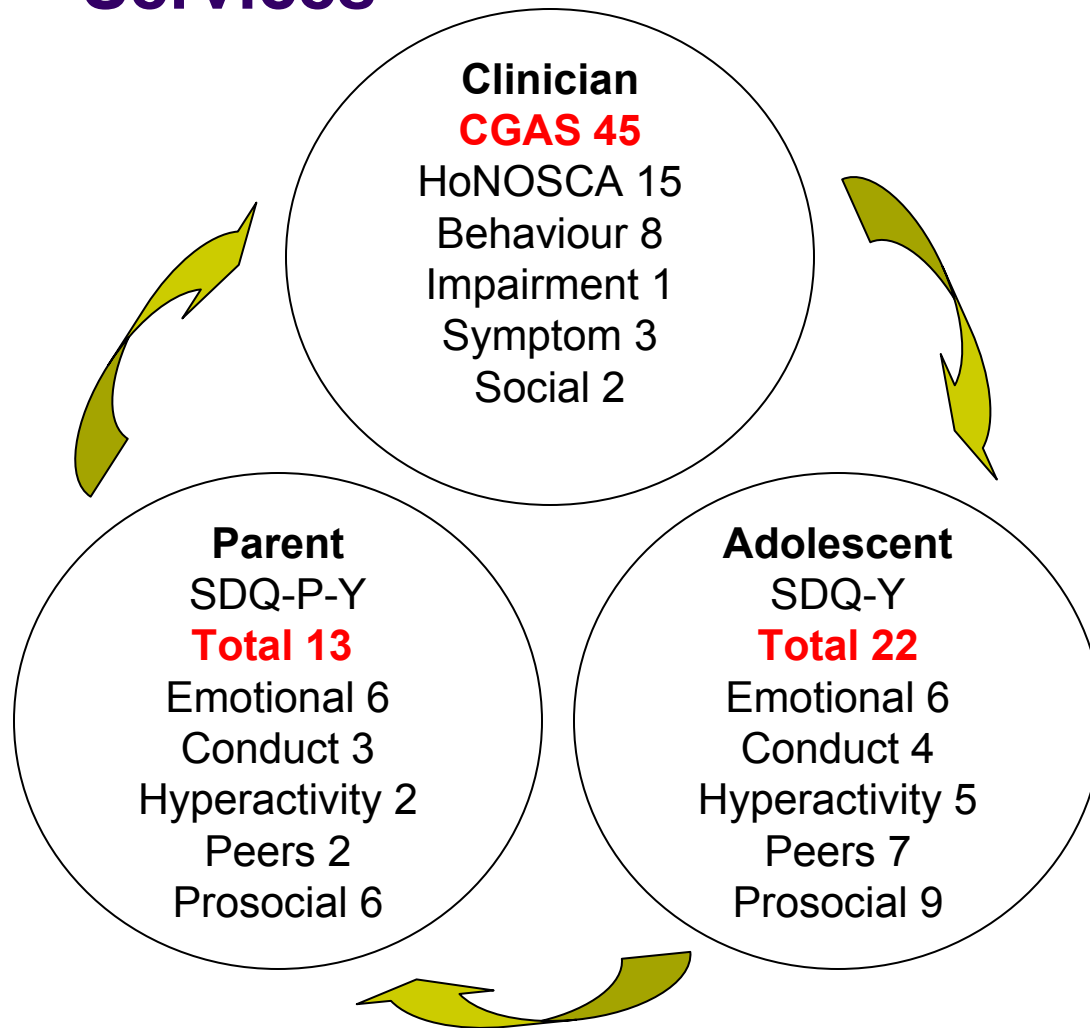


- Different perspectives
 - Why these differences?
 - Clinical implications
- Comparison with reference material

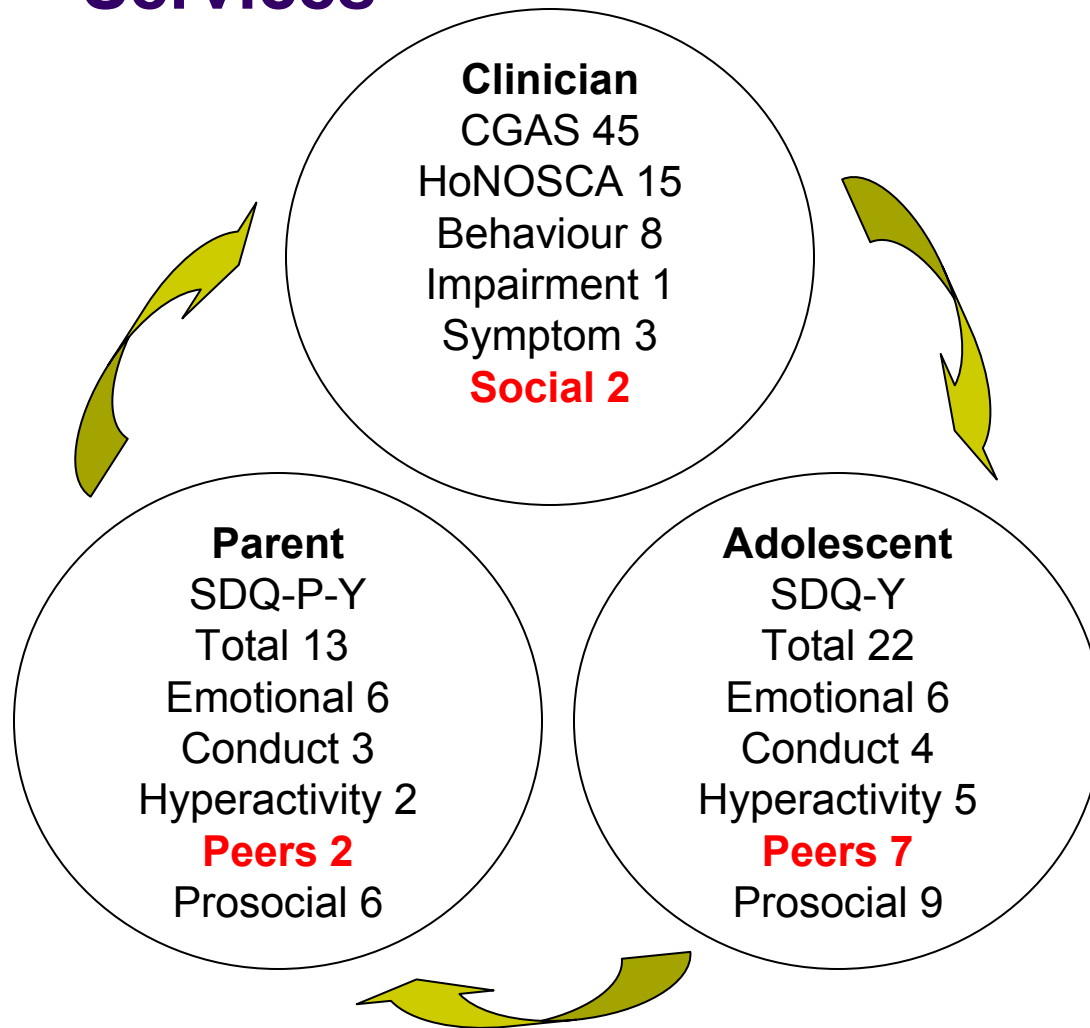
Admission: 13 year old consumer to Ambulatory Services



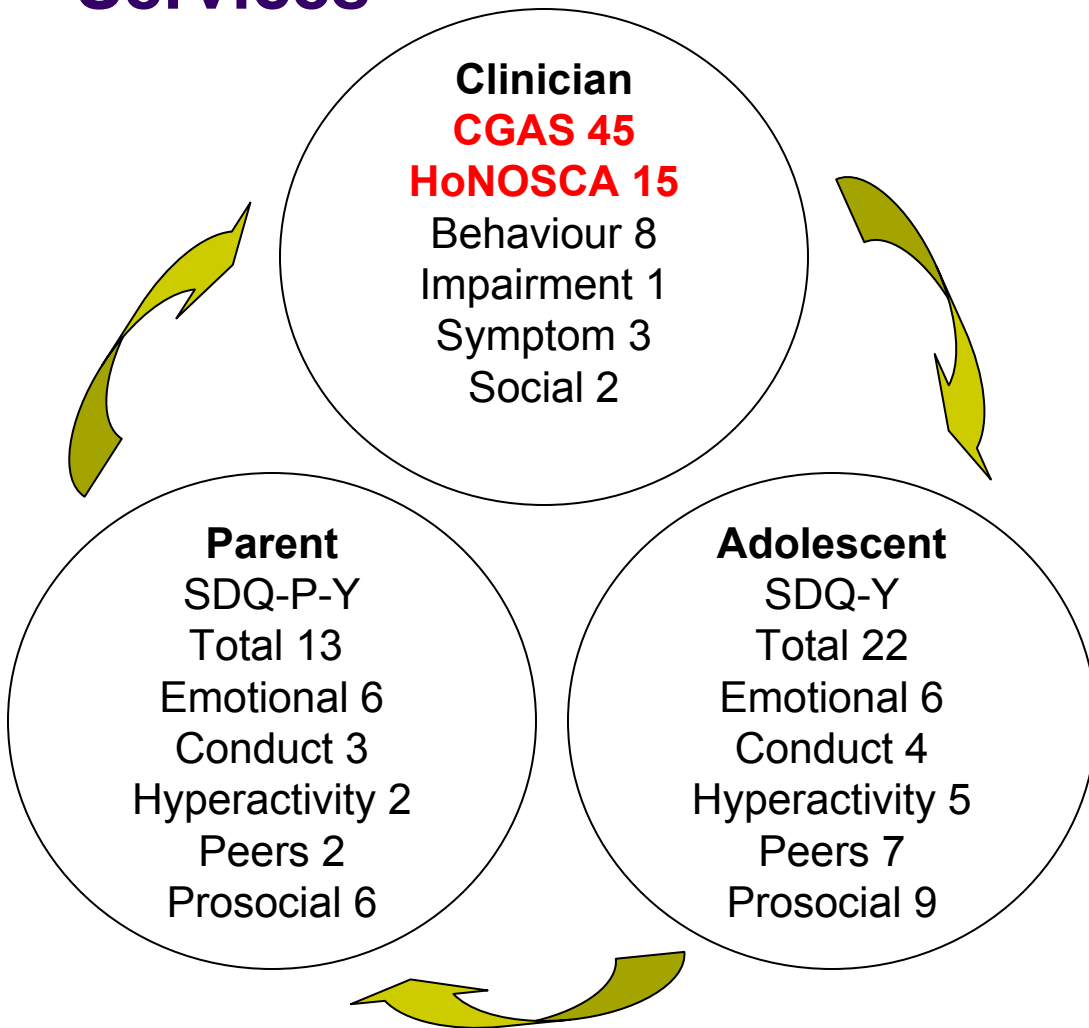
Admission: 13 year old consumer to Ambulatory Services



Admission: 13 year old consumer to Ambulatory Services



Admission: 13 year old consumer to Ambulatory Services



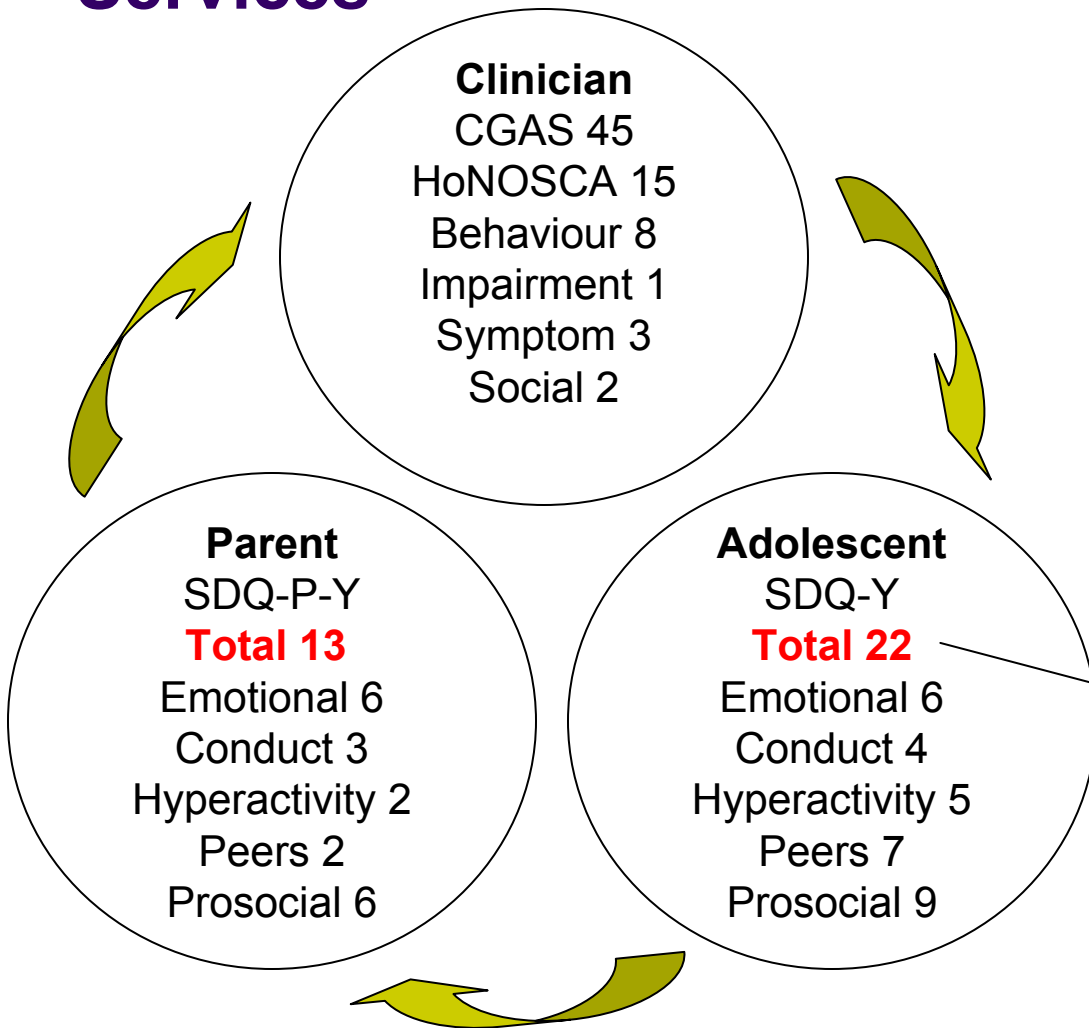
AMHOCN
 SDQ-P-Y
 Emotional 5.9
 Conduct 4.2
 Hyperactivity 5.8
 Peers 3.8
 Prosocial .3
 Total 19.6

SDQ-Y
 Emotional 5.3
 Conduct 3.9
 Hyperactivity 5.5
 Peers 3.3
 Prosocial 6.8
 Total 18

Clinician
CGAS 57.3
HoNOSCA 13.2
 Behaviour 3.2
 Impairment 1.4
 Symptom 3.2
 Social 4.9



Admission: 13 year old consumer to Ambulatory Services



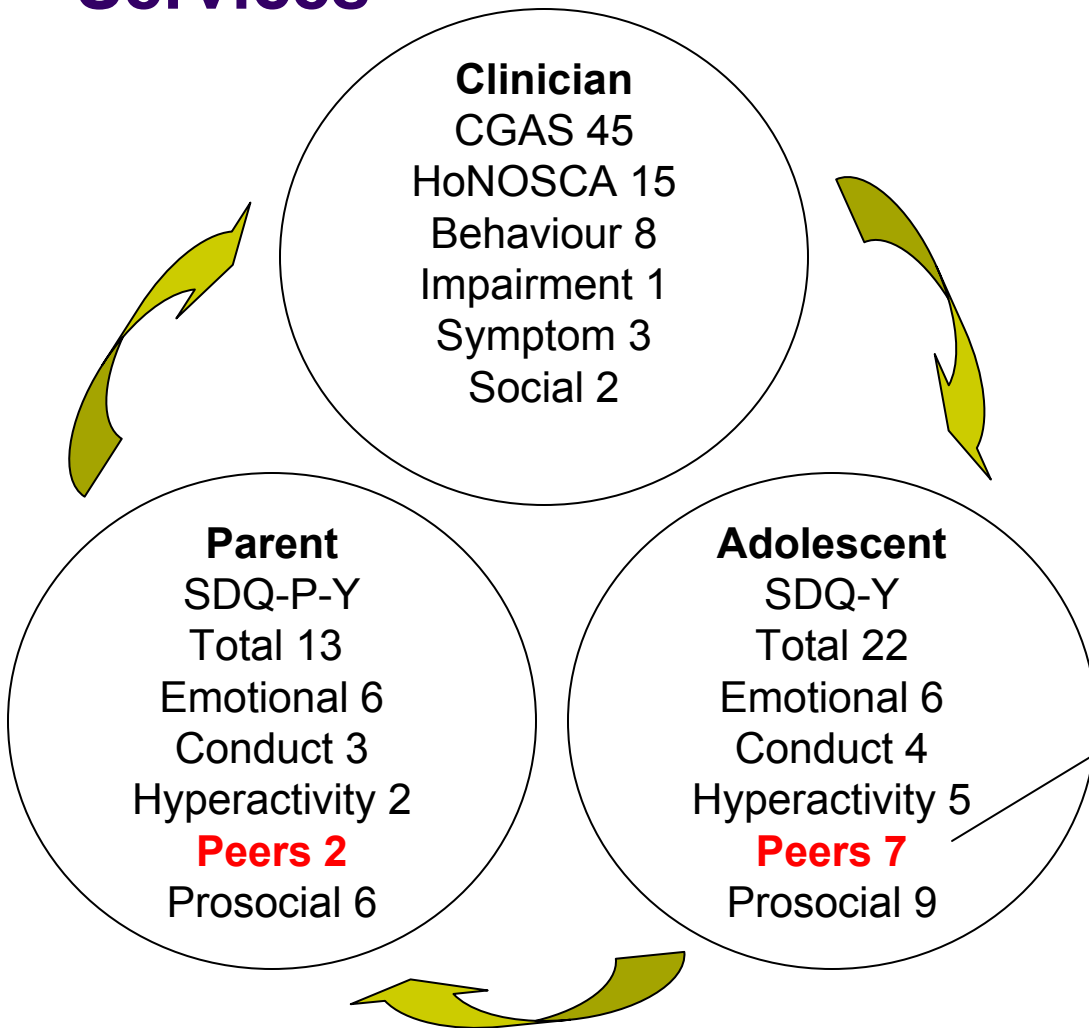
AMHOCN
 SDQ-P-Y
 Emotional 5.9
 Conduct 4.2
 Hyperactivity 5.8
 Peers 3.8
 Prosocial .3
Total 19.6

SDQ-Y
 Emotional 5.3
 Conduct 3.9
 Hyperactivity 5.5
 Peers 3.3
 Prosocial 6.8
Total 18



There is a substantial risk of clinically significant problems in this area

Admission: 13 year old consumer to Ambulatory Services



AMHOCN
 SDQ-P-Y
 Emotional 5.9
 Conduct 4.2
 Hyperactivity 5.8
Peers 3.8
 Prosocial .3
 Total 19.6

SDQ-Y
 Emotional 5.3
 Conduct 3.9
 Hyperactivity 5.5
Peers 3.3
 Prosocial 6.8
 Total 18



There is a substantial risk of clinically significant problems in this area

Over time

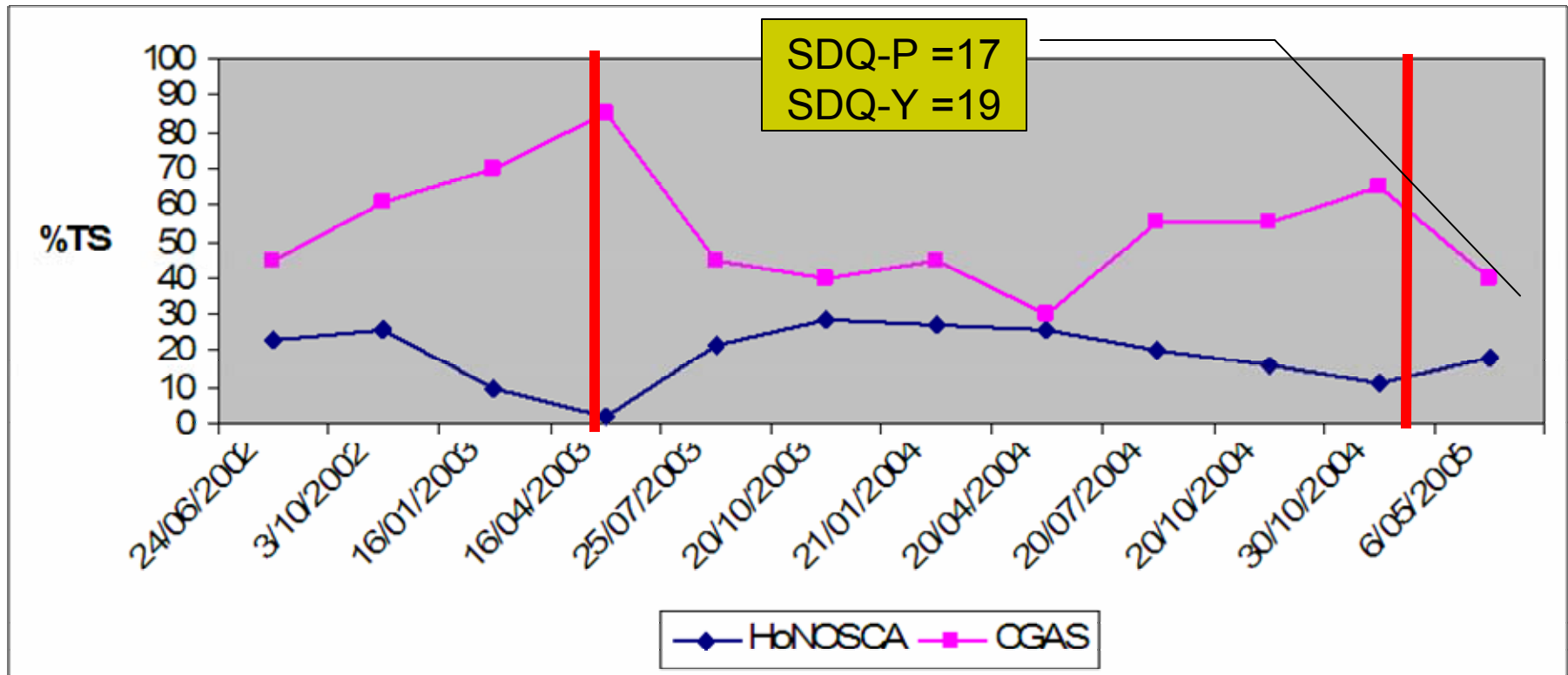


AMHOCN



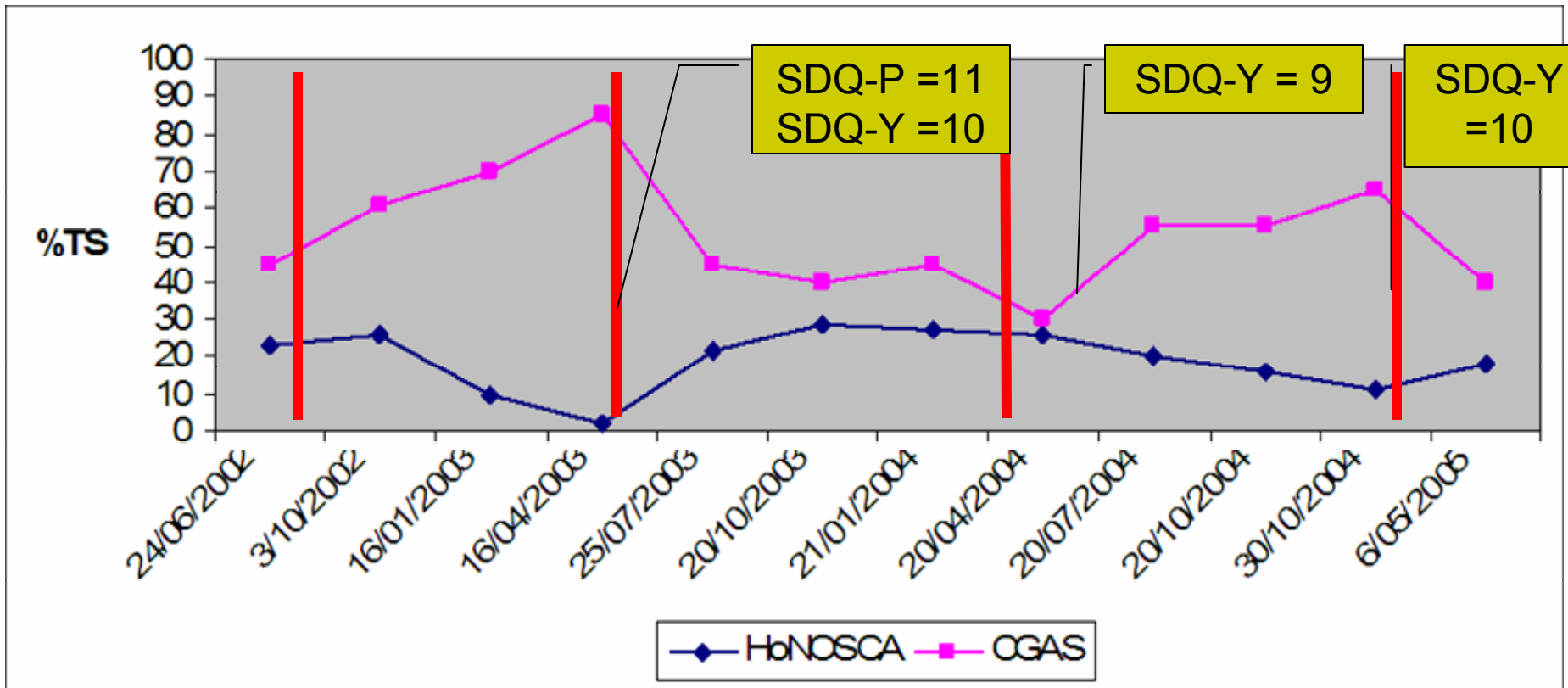
A joint Australian, State and
Territory Government Initiative

C&A Consumer Progress from 14 - 17



Admission Ambulatory Average SDQ-P-Y 20.8 SDQ-Y 19.6

C&A Consumer Progress from 14 to 17



Conclusions



- In the ACT we are producing accurate ratings
- The measures have utility on assessment and review
- The measures have utility over time, for case conferences and to aid reflection on practice